

Patio Door Collection

Price Book 2017



Quick Pricing Reference

Virtue (301) Welded PVC Frame- Welded PVC Panels	White Low-E w/o Screen	Desert Sand Low-E w/o Screen	Screen	White Blinds	Flat/Contour grids 1/4 X 5/8	Footlock	Keylock
5068 (59 1/2 x 79 1/2)	\$910	\$1,013	\$77	\$814	\$131	\$31	\$49
6068 (71 1/2 x 79 1/2)	\$936	\$1,038	\$77	\$814	\$131	\$31	\$49
8068 (95 1/2 x 79 1/2)	\$1,192	\$1,295	\$115	NA	\$166	\$31	\$49
5080 (59 1/2 x 95 1/2)	\$1,218	\$1,321	\$115	NA	\$166	\$31	\$49
6080 (71 1/2 x 95 1/2)	\$1,244	\$1,346	\$115	NA	\$166	\$31	\$49
8080 (95 1/2 x 95 1/2)	\$1,500	\$1,603	\$154	NA	\$194	\$31	\$49
Chateau (370) Welded PVC Frame- Mechanical PVC Panels	White Low-E w/o Screen	Desert Sand Low-E w/o Screen	Screen	White Blinds	Flat/Contour grids 1/4 X 5/8	Footlock	Keylock
5068 (59 3/8 x 79 1/2)	\$1,197	\$1,331	\$80	\$814	\$131	\$31	\$49
6068 (71 3/8 x 79 1/2)	\$1,232	\$1,365	\$80	\$814	\$131	\$31	\$49
8068 (95 3/8 x 79 1/2)	\$1,571	\$1,704	\$120	NA	\$166	\$31	\$49
5080 (59 3/8 x 95 1/2)	\$1,600	\$1,733	\$120	NA	\$166	\$31	\$49
6080 (71 3/8 x 95 1/2)	\$1,637	\$1,771	\$120	NA	\$166	\$31	\$49
8080 (95 3/8 x 95 1/2)	\$1,979	\$2,112	\$160	NA	\$194	\$31	\$49
Element Wooden Frame- Welded PVC Panels -Extruded Aluminum Exterior	White Low-E w/o Screen	Desert Sand Low-E w/o Screen	Screen	White Blinds	Flat/Contour grids 1/4 X 5/8	Footlock	Keylock
5068 (59 1/2 x 79 1/2)	\$1,515	\$1,542	\$81	\$814	\$131	\$31	\$49
6068 (71 1/2 x 79 1/2)	\$1,559	\$1,586	\$81	\$814	\$131	\$31	\$49
8068 (95 1/2 x 79 1/2)	\$2,036	\$2,063	\$122	NA	\$166	\$31	\$49
5080 (59 1/2 x 95 1/2)	\$2,082	\$2,110	\$122	NA	\$169	\$31	\$49
6080 (71 1/2 x 95 1/2)	\$2,129	\$2,156	\$122	NA	\$169	\$31	\$49
8080 (95 1/2 x 95 1/2)	\$2,603	\$2,630	\$162	NA	\$203	\$31	\$49
Provence (1600) Swing Welded PVC Frame- Welded PVC Panels	White Low-E w/o Screen	Desert Sand Low-E w/o Screen	Screen	White Blinds	Flat/Contour grids 1/4 X 5/8	Outswing	Keylock
CH/JH 5068 (59 5/8 x 79 5/8)	\$2,881	\$3,011	\$194	\$814	\$131	\$157	INCLD
CH/JH 6068 (71 9/16 x 79 5/8)	\$2,965	\$3,092	\$194	\$814	\$131	\$157	INCLD
CH 5080 (59 5/8 x 95 9/16)	\$3,922	\$4,049	\$260	NA	\$166	\$151	INCLD
CH 6080 (71 9/16 x 95 9/16)	\$4,035	\$4,162	\$260	NA	\$166	\$151	INCLD
FH 5068 (59 3/4 x 79 5/8)	\$3,392	\$3,519	\$194	\$814	\$131	\$157	INCLD
FH 6068 (71 11/16 x 79 5/8)	\$3,476	\$3,600	\$194	\$814	\$131	\$157	INCLD
Single 2668 (29 7/8 x 79 5/8)	\$2,057	\$2,157	NA	\$411	\$66	\$97	INCLD
Single 3068 (35 7/8 x 79 5/8)	\$2,119	\$2,224	NA	\$411	\$66	\$97	INCLD
Single 2680 (29 7/8 x 95 9/16)	\$2,711	\$2,824	NA	NA	\$83	\$92	INCLD
Single 3080 (35 7/8 x 95 9/16)	\$2,805	\$2,927	NA	NA	\$83	\$92	INCLD

Effective March 1, 2017


Available Grids

AVAILABLE GRIDS / USA


R-301 / R-310 / R-370 / ELEMENT / R-1600 (EXCEPT 5')

5' & 6' WIDE


3x5



3x5




3x1




5' & 6' WIDE (8' HIGH)

3x7




3x5




R-301 / R-310 / R-370 / ELEMENT

8' WIDE


4x5



4x5




4x1




8' WIDE (8' HIGH)

4x7




4x5




R-1600

5' WIDE


2x5



3x5




2x1




5' WIDE (8' HIGH)

2x7




3x5




FR-301

5' & 6' WIDE


3x5




3x5




REGULAR (COLONIAL)




PERIMETER (PRAIRIE)



HANGING




HORIZONTAL DIVIDER 1 3/4" "PANORAMA"



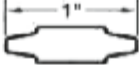
AVAILABLE GRIDS

1-3/4"




HORIZONTAL DIVIDER (1 3/4")

1"




GEORGIAN (1")
(Contoured)

5/8"




GEORGIAN (5/8")
(Contoured)

5/8"



RECTANGULAR (Flat)
(1/4" x 5/8")

5/16"

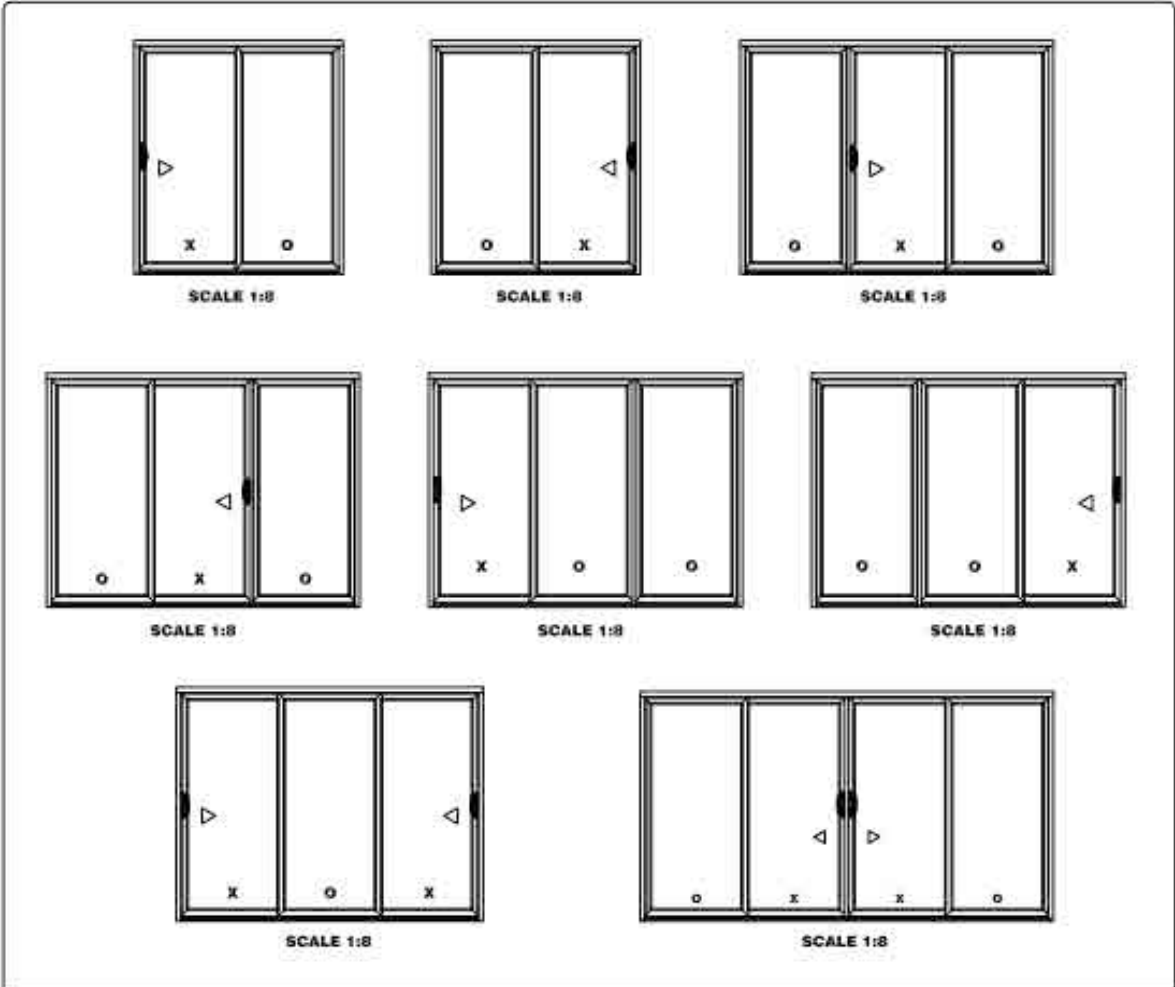


RECTANGULAR (Flat)
(1/4" x 5/16")

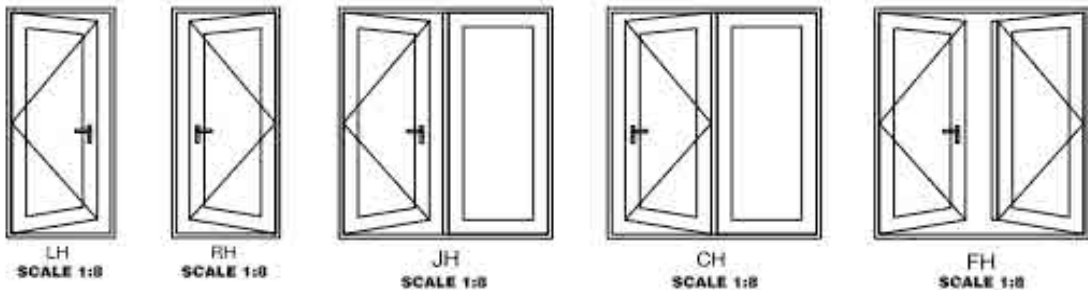
Page 2

Opening Direction Guide

EXTERIOR VIEW X=OPENING O=FIXED



PROVENCE



Paint Options

Standard colors: Gentek and Evotech chart

2017

PATIO DOOR PAINT ADDER

VIRTUE & CHATEAU SERIES

Model 301 and Model 370	Number of lites		
	2	3	4
1 side exterior or interior - promotional colors	\$543	\$814	\$1,086
Black #525, Commercial Brown #562 & Slate #523			
1 side exterior or interior	\$600	\$900	\$1,200
2 sides - 1 color	\$771	\$1,157	\$1,543
2 sides - 2 colors	\$1,200	\$1,800	\$2,400
Element			
1 side exterior or interior	\$643	\$857	\$1,286
2 sides - 1 color	\$1,400	\$2,057	\$2,800
2 sides - 2 colors	\$1,500	\$2,214	\$3,000

PROVENCE SERIES

Model 1600	Number of lites		
	1	2	-
1 side exterior or interior	\$443	\$729	-
2 sides - 1 color	\$714	\$1,000	-
2 sides - 2 colors	\$729	\$1,457	-

SIDELITE/TRANSOM (price by united inch)

VIRTUE, CHATEAU & PROVENCE SERIES

Model 301, 370 and 1600	
1 side exterior or interior	\$2.06
2 sides - 1 color	\$3.51
2 sides - 2 colors	\$4.29
Element	
1 side exterior or interior	\$3.14
2 sides - 1 color	\$9.03
2 sides - 2 colors	\$10.26

PAINTED GRID ADDER

(grid cost not included)

For standard or custom doors

CONFIGURATION: REGULAR / PRAIRIE / PANORAMA

Type of Grid: 5/8" or 1" Contoured, 5/8" Flat and 1-3/4" Divider (Panorama)	Number of lites		
	2	3	4
1 side exterior or interior - promotional colors	\$186	\$286	\$371
Black #525, Commercial Brown #562 & Slate #523			
1 side exterior or interior	\$257	\$386	\$514
2 sides - 1 color	\$257	\$386	\$514
2 sides - 2 colors	\$514	\$771	\$1,029

CONFIGURATION: "HANGING"

Type of grid: 5/8" or 1" Contoured, 5/8" flat	Number of lites		
	2	3	4
1 side exterior or interior - promotional colors	\$94	\$143	\$186
Black #525, Commercial Brown #562 & Slate #523			
1 side exterior or interior	\$129	\$194	\$257
2 sides - 1 color	\$129	\$194	\$257
2 sides - 2 colors	\$257	\$386	\$514

CONFIGURATION: SIDELITE/TRANSOM (BY SQUARE)

Type of Grid: 5/8" or 1" Contoured, 5/8" Flat and 1-3/4" Divider (Panorama)	
1 side exterior or interior	\$7.83
2 sides - 1 color	\$7.83
2 sides - 2 colors	\$13.23
<i>Hanging grids for sidelite, count 4 squares for 3x1</i>	

OPTIONS - Paint Only

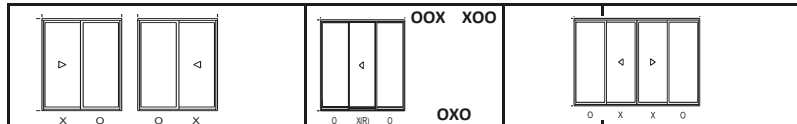
	Number of lites		
	2	3	4
Retractable screen	\$143	\$143	N/A
Painted parts - upon request	---	---	---

GENERAL INFORMATION

Lead time:	20 business days
Color Development: (custom color)	\$303

Virtue - 301

STANDARD (single point) mortise handle / No Screen

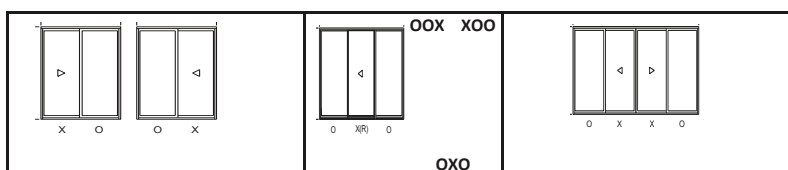


HEIGHT: 79-1/2"	5', 59-1/2"	6', 71-1/2"	8', 95-1/2"	9', 107"	12', 143"	10', 116-1/2"	12', 140-5/8"	16', 188-11/16"
LOW E GLASS NO SCREEN								
FRAME 4-5/8" - BLUE WHITE or CREAM WHITE	\$910	\$936	\$1,192	\$1,682	\$1,990	\$2,210	\$2,303	\$2,800
FRAME 4-5/8" - DESERT SAND (Harmonized Handle)	\$1,013	\$1,038	\$1,295	\$1,785	\$2,146	\$2,436	\$2,533	\$3,085
Extra for Screen	\$77	\$77	\$115	\$115	\$115	\$154	\$154	\$231
OPTIONS ADD								
DP-50	\$43	\$43	\$43	N/A	N/A	N/A	N/A	N/A
DP-50 High Performance	N/A	N/A	N/A	\$285	\$285	N/A	N/A	N/A
Extra Sill Tower Riser - WHITE	\$15	\$15	\$15	\$80	\$80	\$103	\$103	\$103
Extra Reinforcement	\$29	\$29	\$29	N/A	N/A	N/A	N/A	N/A
GLASS OPTIONS								
LOW E + ARGON with SUPERSPACER	included	included	included	included	included	included	included	included
NEW : BLINDS between glass / LOW E GLASS WHITE	\$814	\$814	N/A	\$1,223	N/A	\$1,629	\$1,629	N/A
BLINDS between the glass / LOW E sealed units Satin gray - Without Argon Gas *lead time: 25 business days	\$1,386	\$1,386	N/A	\$1,794	N/A	\$2,200	\$2,200	N/A
TRIPLE sealed unit / SINGLE LOW E + ARGON	\$260	\$260	N/A	\$394	N/A	\$523	\$523	N/A
TRIPLE sealed unit / DOUBLE LOW E + ARGON	\$394	\$394	N/A	\$591	N/A	\$789	\$789	N/A
3/16" glass tinted GREY or BRONZE time: 20 business days CLEAR GLASS ONLY	\$523	\$523	\$723	\$789	\$1,080	\$1,049	\$1,049	\$1,443
CREDIT FOR UNGLAZED (NET)	(\$120)	(\$120)	(\$120)	(\$180)	(\$180)	(\$240)	(\$240)	(\$240)
GRID OPTIONS (PATTERN: SEE AVAILABLE GRIDS)								
CONTOUR or FLAT grids 1/4" x 5/8" , WHITE or DESERT SAND	\$131	\$131	\$166	\$194	\$246	\$260	\$260	\$326
CONTOUR or FLAT hanging grids 1/4" x 5/8" , WHITE or DESERT SAND 3x1 or 4x1 (8ft)	\$97	\$97	\$131	\$166	\$214	\$229	\$229	\$297
FLAT grids 1/4" x 5/16" BRASS, PEWTER or WHITE	\$260	\$260	\$297	\$394	\$440	\$523	\$523	\$591
FLAT hanging grids 1/4" x 5/16" , BRASS, PEWTER or WHITE 3x1 or 4x1 (8ft)	\$229	\$229	\$260	\$357	\$409	\$491	\$491	\$557
Horizontal Divider "Panorama" 1-3/4" (1x4 or 1x3) / WHITE	\$120	\$120	\$155	\$180	\$229	\$235	\$235	\$309
CONTOUR grids 1/4" x 1" WHITE or DESERT SAND	\$166	\$166	\$194	\$246	\$297	\$326	\$326	\$394

Virtue - 301

HEIGHT 95-1/2"		5', 59-1/2"	6', 71-1/2"	8', 95-1/2"	9', 107"	12', 143"	10', 116-1/2"	12', 140-5/8"	16', 188-11/16"
LOW E GLASS NO SCREEN									
FRAME 4-5/8" - BLUE WHITE or CREAM WHITE	\$1,218	\$1,244	\$1,500	\$2,321	\$3,082	\$3,110	\$3,141	\$4,495	
FRAME 4-5/8" - DESERT SAND (Harmonized Handle)	\$1,321	\$1,346	\$1,603	\$2,549	\$3,356	\$3,421	\$3,454	\$4,897	
Extra for Screen	\$115	\$115	\$154	\$154	\$154	\$231	\$231	\$308	
OPTIONS ADD									
DP-50 High Performance	N/A	N/A	N/A	\$285	\$285	N/A	N/A	N/A	
Extra Sill Tower Riser - WHITE	\$15	\$15	\$15	\$80	\$80	\$103	\$103	\$103	
GLASS OPTIONS									
LOW E + ARGON with SUPERSPACER	included	included	included	included	included	included	included	included	
3/16" glass tinted GREY or BRONZE *lead time: 25 business days	CLEAR GLASS ONLY \$523	\$523	\$723	\$789	\$1,080	\$1,049	\$1,049	\$1,443	
CREDIT FOR UNGLAZED (NET)	(\$160)	(\$160)	(\$160)	(\$240)	(\$240)	(\$320)	(\$320)	(\$320)	
GRID OPTIONS (PATTERN: SEE AVAILABLE GRIDS)									
CONTOUR or FLAT grids 1/4" x 5/8" , WHITE or DESERT SAND	\$166	\$166	\$194	\$246	\$297	\$326	\$326	\$394	
CONTOUR or FLAT hanging grids 1/4" x 5/8" , WHITE or DESERT SAND / 3x1 or 4x1 (8ft)	\$131	\$131	\$166	\$214	\$260	\$297	\$297	\$357	
FLAT grids 1/4" x 5/16" BRASS, PEWTER or WHITE	\$326	\$326	\$357	\$491	\$540	\$654	\$654	\$723	
FLAT hanging grids 1/4" x 5/16" , BRASS, PEWTER or WHITE 3x1 or 4x1 (8ft)	\$297	\$297	\$326	\$460	\$509	\$623	\$623	\$689	
Horizontal Divider "Panorama" 1-3/4" (1x4 or 1x3) / WHITE	\$120	\$120	\$155	\$180	\$229	\$235	\$235	\$309	
CONTOUR grids 1/4" x 1" WHITE or DESERT SAND	\$194	\$194	\$229	\$297	\$343	\$394	\$394	\$460	

Virtue - 301



HEIGHT 79½" or 95½"	5', 59-1/2"	6', 71-1/2"	8', 95-1/2"	9', 107"	12', 143"	10', 116-1/2"	12', 140-5/8"	16', 188-11/16"
ACCESSORIES	DESERT SAND = ADD 15% TO WHITE OPTION							
PVC GROOVE COVER / 3 SIDES ONLY (WHITE)	\$31	\$31	\$31	\$49	\$49	\$49	\$49	\$49
WHITE VINYL (4 in 1) #5929 BRICK MOULD including aluminum SILL EXTENSION	\$194	\$194	\$194	\$260	\$260	\$260	\$260	N/A
White Vinyl 4" Brickmould including Aluminum Sill Extension	\$357	\$357	\$357	\$460	\$460	\$460	\$460	N/A
PVC 2"renovation" Brickmould including Aluminum Sill Extension - **cream white only**	\$314	\$314	\$314	\$400	\$400	\$400	\$400	N/A
Aluminum SILL EXTENSION	\$43	\$43	\$43	\$49	\$49	\$49	\$49	N/A
Aluminum SILL EXTENSION exceeding on both sides (installed)	\$69	\$69	\$69	\$83	\$83	\$83	\$83	N/A
INTERIOR "J" 3/4" - installed or KIT 3 or 4 SIDES WHITE	\$69	\$69	\$69	\$97	\$97	\$97	\$97	\$97
FRAME EXTENSIONS	DESERT SAND = ADD 15% TO WHITE OPTION							
WHITE PVC EXTENSION - 5-7/8" to 9" FLUSH FRAME 3 SIDES 4-1/2" to 7-1/2" behind NAILING FIN	\$194	\$194	\$194	\$297	\$297	\$297	\$297	N/A
WHITE PVC EXTENSION - 5-7/8" to 9" FLUSH FRAME 4 SIDES 4-1/2" to 7-1/2" behind NAILING FIN	\$246	\$246	\$246	\$394	\$394	\$394	\$394	N/A
SILL COVER	DESERT SAND ON PVC SILL = ADD 15% TO WHITE OPTION							
PVC SILL COVER (WHITE)	\$31	\$31	\$31	\$49	\$49	\$49	\$49	\$49
ALUMINUM SILL COVER	\$49	\$49	\$49	\$69	\$69	\$69	\$69	\$69
SECURITY & HARDWARE								
SECURITY BAR, WHITE ONLY	\$31	\$31	\$31	\$31	\$31	\$63	\$63	\$63
FOOT LOCK - WHITE or DESERT SAND	\$31	\$31	\$31	\$31	\$31	\$63	\$63	\$63
DOUBLE-POINT locking system (Stainless Steel)	\$97	\$97	\$97	\$97	\$97	\$97	\$97	\$97
DOUBLE-POINT locking system (Zinc)	\$69	\$69	\$69	\$69	\$69	\$69	\$69	\$69
Signature handle (single D) WHITE or DESERT SAND	\$60	\$60	\$60	\$60	\$60	\$120	\$120	\$120
Signature handle (single D) ANTIQUE BRASS, BRUSHED CHROME, ANTIQUE PEWTER, OIL RUBBED or BRASS	\$137	\$137	\$137	\$137	\$137	\$277	\$277	\$277
KEY LOCK	\$49	\$49	\$49	\$49	\$49	\$49	\$49	\$49
KEY LOCK (keyed alike)	\$14	\$14	\$14	\$14	\$14	\$14	\$14	\$14
COASTAL KIT including stainless rollers, keeper, double point locking system with the Vanguard PVC handle	\$380	\$380	\$380	\$380	\$380	\$754	\$754	\$754
Aluminum mesh for screen	\$31	\$31	\$31	\$31	\$31	\$63	\$63	\$63
Heavy Duty Screen	\$129	\$129	\$171	\$171	\$171	\$257	\$257	\$343
Stainless Steel Rollers	\$129	\$129	\$129	\$194	\$194	\$257	\$257	\$257
PAINTING (see color chart for color choices)	*Lead time: 20 business days*							

SEE PAINT LIST FOR PRICES

Virtue - 301

Welded PVC Frame - Welded PVC Panels

Screen included

By united inches (*)

"Prestige" mortise handle (single point)

BASE PRICE - CUSTOM ≤ 5 doors	2 panels			3 panels		4 panels	
Corresponding standard size	5'	6'	8'	9' OXO	12' OXO	10'	12' & 16'
Frame: 4 5/8" Width:	<60"	≥60" and <72"	≥72" and ≤95 1/2"	<108"	≥108" and ≤144"	<120"	≥120" and ≤192"
Height: ≤81"	\$14.06	\$14.06	\$16.23	\$18.17	\$18.17	\$20.74	\$20.74
Height: >81" and ≤84"	\$16.26	\$16.26	\$18.09	\$20.00	\$20.00	\$23.46	\$23.46
Height: >84" and ≤95 1/2"	\$16.91	\$17.09	\$18.74	\$21.57	\$21.57	\$24.40	\$24.40

BASE PRICE - Sidelite (structural)	84" to 106" UI	107" to 132 UI	133" to 144" UI
Sidelite - without sash	\$9.49	\$10.94	\$12.94
Sidelite - with upper and lower sash	\$9.97	\$11.46	\$13.43

BASE PRICE - Transom (structural)	Transom 1 section	Transom 2 sections	Transom 3 sections	Transom 4 sections
Transom - without sash	\$9.97	\$11.80	\$12.11	\$12.46

GLASS OPTIONS	≤ 155"	> 155"	Sidelite/Transom
Low E + argon #62/27	included	included	included
Triple sealed unit / Single Low E + argon (18 sqft and less)	\$9.40	\$10.94	\$9.40
Triple sealed unit / Double Low E + argon (18 sqft and less)	\$15.83	\$17.97	\$15.83

Note: Blinds not available

ACCESSORIES OPTIONS	≤ 155"	> 155"	Sidelite/Transom	Max. length inch
White PVC extension 5 5/8" to 9" flush frame 3 or 4 sides	\$1.34	\$1.54	\$1.34	186"
White vinyl (4 in 1) #5929 brick mould including aluminum sill extension	\$1.34	\$1.69	\$0.43	168"
White vinyl 4" Brick mould including aluminum sill extension	\$2.43	\$2.86	\$0.86	168"
PVC 2" "renovation" Brick Mould including alum sill extension *cream white only*	\$1.34	\$1.69	\$0.43	168"
1/2" or 3/4" vinyl interior "J" drywall on 3 or 4 sides - White	\$0.40	\$0.63	\$0.14	192"

Other options: Price of the corresponding standard width

For desert sand custom prices, calculate custom base price by united inches and add 15%

GRID OPTIONS	price by square
Georgian/Contoured or Rectangular/Flat grids 1/4" x 5/8" (regular or prairie) White	\$6.83
Rectangular/Flat grids 1/4" x 5/16" (regular or prairie) Brass, Pewter or White	\$11.37
Georgian/Contoured or Rectangular/Flat grids 1/4" x 1" White	\$10.77
Horizontal divider "Panorama" 1 3/4" (1 x 4 or 1 x 3) / White	\$43.86

Hanging grids for sidelite, count 4 squares for 3x1

Note: Desert sand grids = same price as white

Chateau - 370

4 5/8" VINYL WELDED FRAME with STANDARD (single point) MORTISE HANDLE

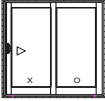
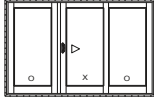
EXCLUSIVE : 4 1/2" MECHANICAL SASHES with 6" BOTTOM REINFORCED

No Screen / LOW E + ARGON included

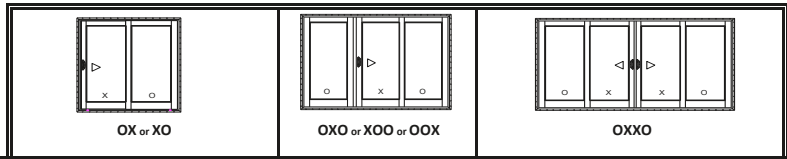


	OX or XO		OXO or XO or OOX			OXXO		
HEIGHT: 79-1/2"	5' 59-3/8"	6' 71-3/8"	8' 95-3/8"	9' 107-1/2"	12' 143-1/2"	10' 116 1/2"	12', 140 1/2"	16' 188-13/16"
LOW E GLASS NO SCREEN								
Frame 4-5/8" - CREAM WHITE	\$1,197	\$1,232	\$1,571	\$1,803	\$2,131	\$2,368	\$2,467	\$3,000
Frame 4-5/8" - DESERT SAND (Harmonized Handle)	\$1,331	\$1,365	\$1,704	\$1,912	\$2,299	\$2,611	\$2,715	\$3,304
Extra for Screen	\$80	\$80	\$120	\$120	\$120	\$160	\$160	\$240
OPTIONS ADD								
GLASS OPTIONS								
3/16" glass tinted GREY or BRONZE <i>*lead time: 20 business days</i>	CLEAR GLASS ONLY							
	\$326	\$326	\$477	\$491	\$706	\$654	\$654	\$951
Triple Sealed Unit / Single Low E + Argon	\$260	\$260	N/A	\$394	N/A	\$523	\$523	N/A
Triple Sealed Unit / Double Low E + Argon	\$394	\$394	N/A	\$591	N/A	\$789	\$789	N/A
BLINDS between glass / Low E GLASS WHITE	\$814	\$814	N/A	N/A	N/A	\$1,629	\$1,629	N/A
NEW! BLINDS between the glass / Low E sealed units Satin gray - Without Argon Gas <i>*lead time: 20 business days</i>	\$1,386	\$1,386	N/A	N/A	N/A	\$2,200	\$2,200	N/A
CREDIT FOR UNGLAZED (NET)	(\$120)	(\$120)	(\$120)	(\$180)	(\$180)	(\$240)	(\$240)	(\$240)
GRID OPTIONS (PATTERN: SEE AVAILABLE GRIDS)								
CONTOUR or FLAT grids 1/4" x 5/8" , WHITE or DESERT SAND	\$131	\$131	\$166	\$194	\$246	\$260	\$260	\$326
CONTOUR or FLAT hanging grids 1/4" x 5/8" , WHITE or DESERT SAND / 3x1 or 4x1 (8ft)	\$97	\$97	\$131	\$166	\$214	\$229	\$229	\$297
FLAT grids 1/4" x 5/16" BRASS, PEWTER or WHITE	\$260	\$260	\$297	\$394	\$440	\$523	\$523	\$591
FLAT hanging grids 1/4" x 5/16" , BRASS, PEWTER or WHITE 3x1 or 4x1 (8ft)	\$229	\$229	\$260	\$357	\$409	\$491	\$491	\$557
CONTOUR grids 1/4" x 1" WHITE or DESERT SAND	\$166	\$166	\$194	\$246	\$297	\$326	\$326	\$394
Horizontal Divider "Panorama" 1-3/4" (1x4 or 1x3) / WHITE	\$120	\$120	\$155	\$180	\$229	\$235	\$235	\$309
NEW: Aluminum grey SDL grids 11/16" (15 squares per panel)	Request Quote							

Chateau - 370

	 OX or XO		 OXO or XOO or OOX			 OXXO			
HEIGHT 95-1/2"	5' 59-3/8"	6' 71-3/8"	8' 95-3/8"	9' 107-1/2"	12' 143-1/2"	10' 116 1/4"	12', 140 1/4"	16' 188-13/16"	
LOW E GLASS NO SCREEN									
Frame 4-5/8" - CREAM WHITE	\$1,600	\$1,637	\$1,979	\$3,797	\$4,883	\$4,805	\$5,109	\$6,672	
Frame 4-5/8" - DESERT SAND (Harmonized Handle)	\$1,733	\$1,771	\$2,112	\$4,200	\$5,323	\$5,355	\$5,691	\$7,376	
Extra for Screen	\$120	\$120	\$160	\$160	\$160	\$240	\$240	\$320	
OPTIONS ADD									
GLASS OPTIONS 									
3/16" glass tinted GREY or BRONZE <i>*lead time: 20 business days</i>	\$326	\$326	\$477	\$491	\$706	\$654	\$654	\$951	
BLINDS between the glass	N/A	N/A	N/A	N/A	N/A	N/A	N/A	N/A	
CREDIT FOR UNGLAZED (NET)	(\$160)	(\$160)	(\$160)	(\$240)	(\$240)	(\$320)	(\$320)	(\$320)	
GRID OPTIONS (PATTERN: SEE AVAILABLE GRIDS)									
CONTOUR or FLAT grids 1/4" x 5/8" , WHITE or DESERT SAND	\$166	\$166	\$194	\$246	\$297	\$326	\$326	\$394	
CONTOUR or FLAT hanging grids 1/4" x 5/8" , WHITE or DESERT SAND / 3x1 or 4x1 (8ft)	\$131	\$131	\$166	\$214	\$260	\$297	\$297	\$357	
FLAT grids 1/4" x 5/16" BRASS, PEWTER or WHITE	\$326	\$326	\$357	\$491	\$540	\$654	\$654	\$723	
FLAT hanging grids 1/4" x 5/16" , BRASS, PEWTER or WHITE 3x1 or 4x1 (8ft)	\$297	\$297	\$326	\$460	\$509	\$623	\$623	\$689	
CONTOUR grids 1/4" x 1" WHITE or DESERT SAND	\$194	\$194	\$229	\$297	\$343	\$394	\$394	\$460	
Horizontal Divider "Panorama" 1-3/4" (1x4 or 1x3) / WHITE	\$120	\$120	\$155	\$180	\$229	\$235	\$235	\$309	
NEW: Aluminum grey SDL grids 11/16" (15 squares per panel)	Request Quote								

Chateau - 370



HEIGHT 79½" or 95½"	5'	6'	8'	9'	12'	10'	12'	16'
	59-3/8"	71-3/8"	95-3/8"	107-1/2"	143-1/2"	116¾"	140¾"	188-13/16"
ACCESSORIES DESERT SAND = ADD 15% TO WHITE OPTION								
PVC GROOVE COVER / 3 SIDES ONLY (WHITE)	\$31	\$31	\$31	\$49	\$49	\$49	\$49	\$49
WHITE VINYL (4 in 1) #5929 BRICK MOULD including aluminum SILL EXTENSION	\$194	\$194	\$194	\$260	\$260	\$260	\$260	NA
White Vinyl 4" Brickmould including Aluminum Sill Extension	\$357	\$357	\$357	\$460	\$460	\$460	\$460	NA
PVC 2"renovation" Brickmould including Aluminum Sill Extension - **cream white only**	\$314	\$314	\$314	\$400	\$400	\$400	\$400	NA
Aluminum SILL EXTENSION	\$43	\$43	\$43	\$49	\$49	\$49	\$49	NA
Aluminum SILL EXTENSION exceeding on both sides (installed)	\$69	\$69	\$69	\$83	\$83	\$83	\$83	NA
INTERIOR "J" 3/4" - installed or KIT 3 or 4 SIDES WHITE	\$69	\$69	\$69	\$97	\$97	\$97	\$97	\$97
EXTRA SILL TOWER RISER WHITE	\$54	\$54	\$54	\$80	\$80	\$103	\$103	\$103
FRAME EXTENSIONS DESERT SAND = ADD 15% TO WHITE OPTION								
WHITE PVC EXTENSION - 5-7/8" to 9" FLUSH FRAME 3 SIDES - 4-1/2" to 7-1/2" behind NAILING FIN	\$194	\$194	\$194	\$297	\$297	\$297	\$297	NA
WHITE PVC EXTENSION - 5-7/8" to 9" FLUSH FRAME 4 SIDES - 4-1/2" to 7-1/2" behind NAILING FIN	\$246	\$246	\$246	\$394	\$394	\$394	\$394	NA
SILL COVER								
ALUMINUM SILL COVER	INCLUDED	INCLUDED	INCLUDED	INCLUDED	INCLUDED	INCLUDED	INCLUDED	INCLUDED
SECURITY & HARDWARE								
SECURITY BAR, WHITE ONLY	\$31	\$31	\$31	\$31	\$31	\$63	\$63	\$63
Double-Point Locking System (Stainless Steel)	\$97	\$97	\$97	\$97	\$97	\$97	\$97	\$97
Double-Point Locking System (Zinc)	\$69	\$69	\$69	\$69	\$69	\$69	\$69	\$69
FOOT LOCK - WHITE or DESERT SAND	\$31	\$31	\$31	\$31	\$31	\$63	\$63	\$63
TWO POSITIONS HEAD LOCK / White only	\$69	\$69	\$69	\$69	\$69	\$131	\$131	\$131
KEY LOCK	\$49	\$49	\$49	\$49	\$49	\$49	\$49	\$49
KEY LOCK (keyed alike)	\$14	\$14	\$14	\$14	\$14	\$14	\$14	\$14
Signature handle (single D) WHITE or DESERT SAND	\$60	\$60	\$60	\$60	\$60	\$120	\$120	\$120
Signature handle (single D) ANTIQUE BRASS, BRUSHED CHROME, ANTIQUE PEWTER, OIL RUBBED or BRASS	\$137	\$137	\$137	\$137	\$137	\$277	\$277	\$277
LOCKING SYSTEM / FOUR POINTS including White/Desert Sand Handle without key lock	\$131	\$131	\$131	\$131	\$131	\$266	\$266	\$266
LOCKING SYSTEM / FOUR POINTS Brushed Chrome or Brass, including key lock	\$326	\$326	\$326	\$326	\$326	\$654	\$654	\$654
LOCKING SYSTEM / FOUR POINTS Oil rubbed Handle, including key lock	\$426	\$426	\$426	\$426	\$426	\$849	\$849	\$849
COASTAL KIT including stainless rollers, keeper, double point locking system with the Vanguard PVC handle	\$286	\$286	\$286	\$286	\$286	\$660	\$660	\$660
Aluminum mesh for screen	\$31	\$31	\$31	\$31	\$31	\$63	\$63	\$63
Heavy Duty Screen	\$131	\$131	\$174	\$174	\$174	\$263	\$263	\$349
Stainless Steel Rollers	\$129	\$129	\$129	\$194	\$194	\$257	\$257	\$257
PAINTING (see color chart for color choices)	*Lead time: 20 business days*							

SEE PAINT LIST FOR PRICES

Chateau - 370

Welded PVC Frame-Mechanically Assembled PVC Panels

Screen included

Prices by united inches (*)

"Prestige" mortise handle (double point)

BASE PRICE - CUSTOM ≤ 5 doors	2 panels			3 panels		4 panels	
Corresponding standard size	5'	6'	8'	9' OXO	12' OXO	10'	12' & 16'
Frame: 4 5/8" Width:	<60"	≥60" and <72"	≥72" and ≤95 1/2"	<108"	≥108" and ≤144"	<120"	≥120" and ≤192"
Height: ≤81"	\$16.14	\$16.14	\$17.40	\$20.89	\$20.89	\$23.51	\$23.51
Height: >81" and ≤84"	\$18.26	\$18.26	\$19.66	\$23.17	\$23.17	\$26.77	\$26.77
Height: >84" and ≤95 1/2"	\$18.91	\$19.09	\$20.31	\$24.69	\$24.69	\$27.43	\$27.43

(*) united inches = width rounded up at 0.5 inches + height rounded up at 0.5 inches

BASE PRICE - Sidelite (structural)	84" to 106" UI	107" to 132 UI	133" to 144" UI
Sidelite - without sash	\$9.49	\$10.94	\$12.94
Sidelite - with upper and lower sash	\$11.29	\$12.77	\$14.77

BASE PRICE - Transom (structural)	Transom 1 section	Transom 2 sections	Transom 3 sections	Transom 4 sections
Transom - without sash	\$9.97	\$11.80	\$12.11	\$12.46

GLASS OPTIONS	≤ 155"	> 155"	Sidelite/Transom
Low E + argon #62/27	included	included	included
Triple sealed unit / Single Low E + argon (18 sqft and less)	\$3.29	\$3.83	\$3.29
Triple sealed unit / Double Low E + argon (18 sqft and less)	\$5.54	\$6.29	\$5.54

Note: blinds not available

ACCESSORIES OPTIONS	≤ 155"	> 155"	Sidelite/Transom	Max. length inch
White PVC extension 5 5/8" to 9" flush frame 3 or 4 sides	\$1.34	\$1.54	\$1.34	186"
White vinyl (4 in 1) #5929 brick mould including aluminum sill extension	\$1.34	\$1.69	\$0.43	168"
White vinyl 4" Brick mould including aluminum sill extension	\$2.43	\$2.86	\$0.86	168"
PVC 2" "renovation" Brick Mould including aluminum sill extension *cream white only*	\$1.34	\$1.69	\$0.43	168"
1/2" or 3/4" vinyl interior "J" drywall on 3 or 4 sides - White	\$0.40	\$0.63	\$0.14	192"

Aluminum sill cover in standard

Other options: Price of the corresponding standard width

For desert sand custom prices, calculate custom base price by united inches and add 15%







GRID OPTIONS	price by square
Georgian/Contoured or Rectangular/Flat grids 1/4" x 5/8" (regular or prairie) White	\$6.83
Rectangular/Flat grids 1/4" x 5/16" (regular or prairie) Brass, Pewter or White	\$11.37
Georgian/Contoured or Rectangular/Flat grids 1/4" x 1" White	\$10.77
Horizontal divider "Panorama" 1 3/4" (1 x 4 or 1 x 3) / White	\$43.86







Hanging grids for sidelite, count 4 squares for 3x1


Note: Desert sand grids = same price as white

Element

Aluminum - PVC - Wood Welded Sashes / Interior Cladding / No Screen Low E Argon


						
HEIGHT 79-1/2"	5', 59-1/2"	6', 71-1/2"	8', 95-1/2"	9', 107-3/16"	10', 116-1/4"	12', 140-1/4"
Standard Exterior Color: Clear Anodized, Cream White K-11482, White K-1285, Pebble K-72319, Commercial Brown K-7390, Black K-90421 and Slate UC-108739						
PRESTIGE mortise handle SINGLE POINT						
Frame 5-1/2" - CREAM WHITE OR BLUE WHITE	\$1,515	\$1,559	\$2,036	\$3,397	\$4,173	\$4,330
Frame 6-9/16" or 7-1/4" - CREAM WHITE OR BLUE WHITE	\$1,542	\$1,586	\$2,063	\$3,459	\$4,262	\$4,416
SCREEN	\$81	\$81	\$122	\$122	\$162	\$162

						
HEIGHT 95-1/2"	5', 59-1/2"	6', 71-1/2"	8', 95-1/2"	9', 107-3/16"	10', 116-1/4"	12', 140-1/4"
Standard Exterior Color: Clear Anodized, Cream White K-11482, White K-1285, Pebble K-72319, Commercial Brown K-7390, Black K-90421 and Slate UC-108739						
PRESTIGE mortise handle SINGLE POINT						
Frame 5-1/2" - CREAM WHITE OR BLUE WHITE	\$2,082	\$2,129	\$2,603	\$4,862	\$5,605	\$5,916
Frame 6-9/16" or 7-1/4" - CREAM WHITE OR BLUE WHITE	\$2,110	\$2,156	\$2,630	\$4,927	\$5,695	\$6,003
SCREEN	\$122	\$122	\$162	\$162	\$243	\$243

	5'	6'	8'	9'	10'	12'
DOOR 79-1/2"	OPTIONS ADD					
GLASS & GRID OPTIONS 						
Credit for Unglazed (NET)	-\$120	-\$120	-\$135	-\$180	-\$240	-\$240
Triple / SINGLE Low E + Argon	\$440	\$440	\$526	\$649	\$880	\$880
Triple / DOUBLE Low E + Argon	\$603	\$603	\$754	\$900	\$1,206	\$1,206
3/16" tinted glass GREY or BRONZE (extra time 20 Business Days*)	*Lead \$523	*Lead \$523	*Lead \$723	*Lead \$789	*Lead \$1,049	*Lead \$1,049
BLINDS between the glass / LOW E sealed units Without Argon Gas	White - \$814	White - \$814	N/A	\$1,223	\$1,629	\$1,629
BLINDS between the glass / LOW E sealed units Without Argon Gas	Satin gray - \$1,386	Satin gray - \$1,386	N/A	\$1,794	\$2,200	\$1,629
*Lead time: 20 Business Days						
Standard "REGULAR" number of grids*	3 x 6	3 x 6	4 x 6	3 x 6	3 x 6	
CONTOUR or FLAT grids 1/4" x 5/8" / White	\$131	\$131	\$166	\$194	\$260	\$260
FLAT grids 1/4" x 5/16" / White, Brass or Pewter	\$260	\$260	\$297	\$394	\$523	\$523
CONTOUR grids 1/4" x 1" / White	\$166	\$166	\$194	\$246	\$326	\$326
CONTOUR or FLAT "HANGING" grids 1/4" x 5/8" / 3 X 1 / White	\$97	\$97	\$131	\$166	\$229	\$229
FLAT "HANGING" grids 1/4" x 5/16" / 3 X 1 / White, Brass or Pewter	\$229	\$229	\$260	\$357	\$491	\$491
Horizontal Divider "Panorama" 1-3/4" (1x4 or 1x3) / White	\$120	\$120	\$154	\$180	\$234	\$234

Note: When ordering grids with triple glass, please check availability with us

Element

	5'	6'	8'	9'	10'	12'
DOOR 95-1/2" HEIGHT	OPTIONS ADD					
GLASS & GRID OPTIONS						
Credit for Unglazed (NET)	-\$180	-\$180	-\$230	-\$270	-\$360	-\$360
Triple / SINGLE Low E + Argon	\$520	\$520	\$609	\$769	\$1,014	\$1,014
Triple / DOUBLE Low E + Argon	\$703	\$686	\$860	\$1,049	\$1,403	\$1,369
3/16" tinted glass GREY or BRONZE (extra time 20 Business Days* *Lead	\$620	\$606	\$857	\$934	\$1,243	\$1,214
	3 x 7	3 x 7	4 x 7	3 x 7	3 x 7	
CONTOUR or FLAT grids 1/4" x 5/8" / White	\$169	\$169	\$203	\$251	\$331	\$323
FLAT grids 1/4" x 5/16" / White, Brass or Pewter	\$303	\$303	\$340	\$460	\$609	\$594
CONTOUR grids 1/4" x 1" / White	\$206	\$271	\$234	\$303	\$406	\$397
CONTOUR or FLAT "HANGING" grids 1/4" x 5/8" / 3 X 1 / White	\$100	\$100	\$134	\$171	\$234	\$229
FLAT "HANGING" grids 1/4" x 5/16" / 3 X 1 / White, Brass or Pewter	\$234	\$234	\$269	\$369	\$594	\$594
Horizontal Divider "Panorama" 1-3/4" (1x4 or 1x3) / White	\$120	\$120	\$154	\$180	\$234	\$234

Note: Grids not available with triple glass for door 95-1/2" height

ACCESSORIES OPTIONS	5' two sashes (OX, XO)	6' two sashes (OX, XO)	8' two sashes (OX, XO)	9' three sashes (OXO)	10' four sashes (OXXO)	12' four sashes (OXXO)
Edged FRAME (reduced frame size) between 5 5/8" and 7 1/4" frame (EXCEPT 6-9/16")	\$34	\$34	\$34	\$49	\$49	\$49
Pine extension 4 sides from 7-3/8" to 9-1/4" (no cladding)	\$77	\$77	\$100	\$100	\$109	\$109
Interior cladding / 4 sides / frame 5-1/2" / White	Included	Included	Included	Included	Included	Included
Interior cladding / 4 sides / frame 5-1/2" to 7-1/4" / White	Included	Included	Included	Included	Included	Included
Interior cladding / 4 sides / frame 7-3/8" to 9-1/4" / White	\$57	\$57	\$77	\$77	\$86	\$86
Square 1-1/2" Aluminum Brick Mould including aluminum sill extension	\$251	\$251	\$251	\$311	\$311	\$311
Aluminum sill extension	\$43	\$43	\$43	\$49	\$49	\$49
Aluminum sill extension, exceeding on both sides (installed)	\$69	\$69	\$69	\$83	\$83	\$83
1/2" or 3/4" vinyl interior "J" drywall on 3 or 4 sides - White	\$54	\$54	\$54	\$80	\$80	\$80
Aluminum sill cover	Included	Included	Included	Included	Included	Included
Aluminium nailing fin on 3 sides	\$160	\$160	\$160	\$214	\$214	\$214

Note: Nailing fin is color match

	OX, XO or OXO	OXXO
SECURITY & HARDWARE		
Security bar / White only	\$31	\$63
Double-Point Locking System (Stainless Steel)	\$97	\$97
Double-Point Locking System (Zinc)	\$69	\$69
Foot lock 3 positions / White	\$31	\$63
Signature (Single D) White	\$60	\$120
Signature (Single D) ANTIQUE BRASS, BRUSHED CHROME, ANTIQUE BRUSHED CHROME, OIL RUBBED or BRASS	\$137	\$277
Signature (Double D) BRUSHED NICKEL (PVD)	\$260	\$523
Retractable Screen (not available over 6' height)	\$446	n/a
Aluminum Mesh for Screen	\$31	\$63
Key lock	\$49	\$49
Key lock (keyed alike)	\$14	\$14

Element

PVC - Wood - Aluminum Frame / PVC - Aluminum Panels

Screen included

"Prestige" mortise handle (single point)

BASE PRICE - CUSTOM ≤ 5 doors	2 panels			3 panels	4 panels	
Corresponding standard size	5'	6'	8'	9' OXO	10'	12'
Frame: 5 1/2" or 7 1/4" Width:	<60"	≥60" et <72"	≥72" and ≤96"	≤107 3/8"	<120"	≥120 and ≤141 7/8"
Height: ≤81"	\$21.20	\$21.20	\$23.31	\$28.54	\$29.77	\$29.77
Height: >81" and ≤84"	\$24.89	\$24.89	\$26.57	\$32.31	\$33.31	\$33.31
Height: >84" and ≤95 1/2"	\$25.57	\$25.57	\$27.23	\$34.06	\$35.09	\$35.09

(*) united inches = width rounded up at 0.5 inches + height rounded up at 0.5 inches

BASE PRICE - Sidelite (structural)	84" to 106" UI	107" to 132 UI	133" to 144" UI
Sidelite - with sash	\$13.94	\$15.43	\$17.26
BASE PRICE - Sidelite (modular)	84" to 106" UI	107" to 132 UI	133" to 144" UI
Sidelite - without sash	\$12.63	\$13.63	n/a

BASE PRICE - Transom (modular)	price by UI per box	Vertical divider	Mullion (more than 1 assembled box)
Transom - without sash	\$12.11	\$71.00 per divider	\$255.00 per mullion

GLASS OPTIONS	≤ 155"	> 155"	Sidelite/Transom
Low E + argon #62/27	included	included	included
Triple sealed unit / Single Low E + argon (18 sqft and less)	\$3.29	\$3.83	\$3.29
Triple sealed unit / Double Low E + argon (18 sqft and less)	\$5.54	\$6.29	\$5.54

Note: blinds not available

ACCESSORIES OPTIONS	≤ 155"	> 155"	Sidelite/Transom
Pine extension 3 or 4 sides > 7 1/4" to 9 3/4" (no cladding)	\$0.57	\$0.71	\$0.57
Interior cladding / 4 sides / frame 5 1/2" / White	\$0.23	\$0.34	\$0.23
Interior cladding / 4 sides / frame 5 1/2" to 7 1/4" / White	\$0.40	\$0.60	\$0.40
Interior cladding / 4 sides / frame > 7 1/4" to 9 3/4" / White	\$0.63	\$0.77	\$0.63
"Square" 1 1/2" aluminum white brick mould	\$1.69	\$2.03	\$0.77
1/2" or 3/4" vinyl interior "J" drywall on 3 or 4 sides - White	\$0.40	\$0.63	\$0.14
Aluminium nailing fin on 3 sides	\$0.34	\$0.57	\$0.11

Other options: Price of the corresponding standard width

GRID OPTIONS	price by square
Georgian/Contoured or Rectangular/Flat grids 1/4" x 5/8" (regular or prairie) White	\$6.83
Rectangular/Flat grids 1/4" x 5/16" (regular or prairie) Brass, Pewter or White	\$11.37
Georgian/Contoured or Rectangular/Flat grids 1/4" x 1" White	\$10.77
Horizontal divider "Panorama" 1 3/4" (1 x 4 or 1 x 3) / White	\$43.86








Hanging grids for sidelite, count 4 squares for 3x1

Note: Desert sand grids = same price as white





Provence

SWINGING DOOR / ALL PVC (welded frame 5-15/16" and sash) / Inswing

Brass multipoint handle / Key lock / DUMMY included on the FH / SCREEN NOT INCLUDED

							
	LH	OR	RH	JH	OR	CH	FH
HEIGHT: 79-5/8"	2'-6"	3'	5'	6'	5'	6'	
	29-7/8"	35-7/8"	59-5/8"	71-9/16"	59-3/4"	71-11/16"	
LOW E + ARGON							
CREAM WHITE	\$2,057	\$2,119	\$2,881	\$2,965	\$3,392	\$3,476	
DESERT SAND	\$2,157	\$2,224	\$3,011	\$3,092	\$3,519	\$3,600	
OPTIONS ADD							
OUTSWING	\$97	\$97	\$157	\$157	\$157	\$157	
GLASS OPTIONS							
IMPROVED : INTEGRATED BLINDS between the glass / Low E sealed units / White only - Without Argon Gas	\$411	\$411	\$814	\$814	\$814	\$814	
3/16" glass tinted GREY or BRONZE CLEAR GLASS ONLY *lead time: 20 Business Days	\$194	\$194	\$394	\$394	\$394	\$394	
TRIPLE sealed unit / SINGLE LOW E + ARGON	\$131	\$131	\$260	\$260	\$260	\$260	
TRIPLE sealed unit / DOUBLE LOW E + ARGON	\$197	\$197	\$394	\$394	\$394	\$394	
CREDIT FOR UNGLAZED (NET)	(-\$50)	(-\$50)	(-\$100)	(-\$100)	(-\$100)	(-\$100)	
GRID OPTIONS (PATTERN: SEE AVAILABLE GRIDS)							
CONTOUR or FLAT grids 1/4" x 5/8" WHITE or DESERT SAND	\$66	\$66	\$131	\$131	\$131	\$131	
CONTOUR or FLAT hanging grids 1/4" x 5/8" WHITE or DESERT SAND	\$51	\$51	\$97	\$97	\$97	\$97	
FLAT grids 1/4" x 5/16" BRASS, PEWTER or WHITE	\$131	\$131	\$260	\$260	\$260	\$260	
FLAT hanging grids 1/4" x 5/16" BRASS, PEWTER or WHITE	\$114	\$114	\$229	\$229	\$229	\$229	
CONTOUR grids 1/4" x 1" WHITE or DESERT SAND	\$83	\$83	\$163	\$163	\$163	\$163	
Horizontal Divider "Panorama" 1-3/4" (1x4 or 1x3) / WHITE	\$60	\$60	\$117	\$117	\$117	\$117	
NEW: Aluminium grey SDL grids 11/16"	Request Quote						
ACCESSORIES	DESERT SAND = ADD 15% TO WHITE OPTION						
2" VINYL FRAME EXTENSION 3 sides - WHITE (6-9/16" from nail fin) <i>INTERIOR extension on OUTSWING & EXTERIOR extension in INSWING</i>	\$163	\$163	\$194	\$194	\$194	\$194	
1/2" VINYL INTERIOR "J" DRYWALL RETURN on 3 sides WHITE <i>(available on OUTSWING doors ONLY)</i>	\$60	\$60	\$66	\$66	\$66	\$66	
WHITE VINYL BRICK MOULD	\$163	\$163	\$194	\$194	\$194	\$194	
SCREEN: WHITE or DESERT SAND / N/A OUTSWING	N/A	N/A	\$194	\$194	\$194	\$194	

Provence

	 or 					
	LH	RH	CH only (N/A JH)		FH	
HEIGHT: 95-9/16"	2'-6"	3'	5'	6'	5'	6'
	29-7/8"	35-7/8"	59-5/8"	71-9/16"	59-3/4"	71-11/16"
LOW E + ARGON						
CREAM WHITE	\$2,711	\$2,805	\$3,922	\$4,035	N/A	N/A
DESERT SAND	\$2,824	\$2,927	\$4,049	\$4,162	N/A	N/A
OPTIONS ADD						
OUTSWING	\$92	\$92	\$151	\$151	N/A	N/A
GLASS OPTIONS						
NEW :INTEGRATED BLINDS between the glass / Low E sealed units / White only - Without Argon Gas	N/A	N/A	N/A	N/A	N/A	N/A
3/16" glass tinted GREY or BRONZE CLEAR GLASS ONLY *lead time: 20 business days	\$194	\$194	\$394	\$394	N/A	N/A
CREDIT FOR UNGLAZED (NET)	(-\$80)	(-\$80)	(-\$160)	(-\$160)	N/A	N/A
GRID OPTIONS (PATTERN: SEE AVAILABLE GRIDS)						
CONTOUR or FLAT grids 1/4" x 5/8" WHITE or DESERT SAND	\$83	\$83	\$166	\$166	N/A	N/A
HANGING grids 1/4" x 5/8" BRASS, PEWTER or WHITE	\$82	\$82	\$166	\$166	N/A	N/A
FLAT grids 1/4" x 5/16" BRASS, PEWTER or WHITE	\$146	\$146	\$297	\$297	N/A	N/A
CONTOUR or FLAT grids 1/4" x 1" WHITE or DESERT SAND	\$97	\$97	\$194	\$194	N/A	N/A
HANGING grids 1/4" x 5/16" BRASS, PEWTER or WHITE	\$145	\$145	\$297	\$297	N/A	N/A
Horizontal Divider "Panorama" 1-3/4" (1x4 or 1x3) / WHITE	\$60	\$60	\$117	\$117	N/A	N/A
NEW: Aluminium grey SDL grids 11/16"	Request Quote					
ACCESSORIES						
DESERT SAND = ADD 15% TO WHITE OPTION						
2" VINYL FRAME EXTENSION 3 sides - WHITE (6-9/16" from nail fin) <i>INTERIOR extension on OUTSWING & EXTERIOR extension in INSWING</i>	\$194	\$194	\$229	\$229	N/A	N/A
1/2" VINYL INTERIOR "J" DRYWALL RETURN on 3 sides WHITE <i>(available on OUTSWING doors ONLY)</i>	\$77	\$77	\$83	\$83	N/A	N/A
WHITE VINYL BRICK MOULD	\$194	\$194	\$229	\$229	N/A	N/A
SCREEN: WHITE or DESERT SAND / N/A OUTSWING	N/A	N/A	\$260	\$260	N/A	N/A

Provence

	OR		OR		FH	
	LH	RH	JH	CH	FH	
HEIGHT: 79-5/8" or 95-9/16"	2'-6" 29-7/8"	3' 35-7/8"	5' 59-5/8"	6' 71-9/16"	5' 59-3/4"	6' 71-11/16"
HARDWARE						
HANDLE FINISHES (EXTRA) : WHITE, BRUSHED CHROME, ANTIQUE BRASS	\$31	\$31	\$31	\$31	\$63	\$63
HANDLE FINISHES: SATIN NICKEL "RESISTA" (LIFETIME WARRANTY)	\$194	\$194	\$194	\$194	\$326	\$326
HANDLE FINISHES: OIL RUBBED BRASS	\$491	\$491	\$491	\$491	\$789	\$789
AUTOMATIC SHOOT BOLT (stainless steel)	N/A	N/A	N/A	N/A	\$409	\$409
KEY LOCK (keyed alike)	\$166	\$166	\$166	\$166	\$166	\$166
ADA SILL						
A.D.A. SILL (5") with OFFSET HEAVY DUTY HINGE PLEASE DEDUCT 3/8" OFF OF DOOR HEIGHT FOR STANDARD SIZE GLASS *4 weeks lead time*	N/A	\$880	N/A	N/A	N/A	N/A
PAINTING (see color chart for color choices) *Lead time: 20 business days*						

SEE PAINT LIST FOR PRICES

Provence

Welded PVC Frame-Welded PVC Panels

Screen not included

Brass handle (multipoint) with key lock / Dummy included on FH

Inswing

BASE PRICE - CUSTOM ≤ 5 doors	LH or RH		JH or CH		FH	
Corresponding standard size	2/6'	3'	5'	6'	5'	6'
Frame 5 15/16" Width:	≤ 29 7/8"	>29 7/8" and ≤ 38"	≤ 59 5/8"	>59 5/8" and ≤ 71 9/16"	≤ 59 3/4"	>59 3/4" and ≤ 71 11/16"
Height: 76" to 83" (minimum 79 5/8" FH regular shoot bolts)	\$25.43	\$25.43	\$27.34	\$27.34	\$30.51	\$30.51
Height: >89" & ≤ 96"	\$26.09	\$26.09	\$28.51	\$28.51	N/A	
maximum height per configuration	96"		83" JH	96" CH	83"	

(*) united inches = width rounded up at 0.5 inches + height rounded up at 0.5 inches

BASE PRICE - Sidelite (modular)	Without Pane	With Pane
Width:	11" to 18"	13" to 38"
Height: 76" and 83"	\$12.71	\$16.71
Height: >89" and ≤ 96"	\$14.06	\$18.49

BASE PRICE - Transom (modular)	11" to 98-1/2"	Mulling (junction between each box)
Transom - without sash	\$13.94	\$131.00 per mull

Note: overall assembly with door cannot go over 104" with nail fin

GLASS OPTIONS	≤ 155"	> 155"	Sidelite/Transom
Low E + Argon #62/27	included	included	included
Triple sealed unit / Single Low E + Argon	\$3.29	\$3.83	\$3.29
Triple sealed unit / Double Low E + Argon	\$5.54	\$6.29	\$5.54

Note: blinds not available

ACCESSORIES OPTIONS	≤ 155"	> 155"	Sidelite/Transom
2" vinyl frame extension 3 sides - White (6 9/16 from nail fin)	\$1.40	\$1.57	\$0.46
White Vinyl Brick Mould	\$1.40	\$1.71	\$0.43
1/2" or 3/4" vinyl interior "J" drywall on 3 or 4 sides - White	\$0.40	\$0.63	\$0.14

Other options: Price of the corresponding standard width

Note: Desert sand = Add 15% to white option

Note: Brick mould N/A on inswing door with frame extension

Note: A.D.A sill; please deduct 3/8" off the DOOR HEIGHT for STANDARD size glass

Note: Frame extension; INTERIOR extension on OUTSWING & EXTERIOR extension on INSWING

Note: Drywall return; available on OUTSWING doors only

GRID OPTIONS	price by square
Georgian/Contoured or Rectangular/Flat grids 1/4" x 5/8" (regular or prairie) White	\$6.83
Rectangular/Flat grids 1/4" x 5/16" (regular or prairie) Brass, Pewter or White	\$11.37
Georgian/Contoured or Rectangular/Flat grids 1/4" x 1" White	\$10.77
Horizontal divider "Panorama" 1 3/4" (1 x 4 or 1 x 3) / White	\$43.86

Hanging grids for sidelite, count 4 squares for 3x1

Note: Desert sand grids = same price as white

WARRANTY POLICY PATIO DOOR DIVISION

LIMITED WARRANTY OFFERED TO DOOR AND WINDOW MANUFACTURERS
SPECIFIC COVERAGE FOR THE WARRANTY

20 YEAR LIMITED WARRANTY ON WHITE PVC AND ALUMINUM EXTRUSIONS

Starting on the date of delivery, a twenty (20) year warranty applies to white PVC and white aluminum extrusions used in the fabrication of products from Novatech Patio Doors against peeling, buckling, blistering, cracking and major, uneven discoloration. This warranty is subject to the exceptions listed in the section entitled: "Situations not covered by this warranty".

20 YEAR LIMITED WARRANTY ON SEALED UNITS

Starting on the date of delivery, a twenty (20) year warranty applies to sealed units against film formation or dust deposits between the two panes of glass, caused by seal failure. This warranty is subject to the exceptions listed in the section entitled: "Situations not covered by this warranty".

- For the original owner, non-transferable residential use: twenty (20) year warranty (with purchasing proof).
- For multi-residential, institutional or commercial use: ten (10) year warranty.
- For subsequent owner: ten (10) year warranty from the original purchase date of product.
- Raise/lower blinds - loosening and the mechanism: ten (10) year warranty.
- Spontaneous glass breakage on the interior of the sealed unit panes or of a single pane: ten (10) year warranty.

10 YEAR LIMITED WARRANTY FOR THE PAINT ON PVC OR ALUMINUM

Starting on the date of delivery, a ten (10) year warranty applies to Laminated PVC, to PVC and to Aluminum Extrusions against non-adherence, cracking or peeling of the paint on the profiles. A five (5) year warranty applies against any excessive and uneven change in luster.

5 YEAR LIMITED WARRANTY ON HARDWARE

Starting on the date of delivery, a five (5) year warranty applies to manufacturing defects (components). This warranty is subject to the exceptions listed in the section entitled: "Situations not covered by this warranty".

- Five (5) year warranty: tandem rollers, mortise handle on operating panel and weather-stripping.
- One (1) year warranty: screen hardware and all other parts including the handle and its finish, except the Truth "Brushed Nickel" that is rustproof and has a ten (10) year warranty.
- Note: The nylon or aluminum screen mesh is not covered by the warranty.

1 YEAR LIMITED WARRANTY

Starting on the date of delivery, a one (1) year warranty applies to:

- All manufacturing defects of the product.
- Labor and transportation costs.

SITUATIONS NOT COVERED BY THIS WARRANTY

- Installation that does not comply to the recommended instructions sheet or which does not respect best practices: Example of non-compliance: frame not square, twisting, non-vertical or upside-down position.
- Any damage caused by abuse, negligence, accident, vandalism, natural disaster or poor maintenance.
- Inadequate maintenance: The owner is responsible for the normal maintenance of the product.
- Water infiltration not caused by a product defect.
- A defect or damage caused by poor control of heat or ventilation. Condensation caused by excessive humidity in the building.
- A defect caused by inadequate adjustment of the sliding panel(s) or the screen.
- Discoloration of surfaces caused by:
 - Exposure to sources of excessive heat
 - Exposure to chemical or corrosive materials
 - Use of an inappropriate cleaners or solvents
- Flexible paint surfaces such as co-ex or rubberized strips
- Air and water infiltrations on a product not glazed or not assembled by Novatech Patio Doors
- All doors repaired or modified by a party other than Novatech Patio Doors or the door and window manufacturer.
- Raise/lower blinds: Novatech Patio Doors reserves the right to refuse to replace a unit if its use was abusive.

DISTRIBUTED BY:



HEBRON

1120 O'Neill Drive
Hebron, Ohio 43025
p. 800.477.7471
f. 740.527.1105
clsales@sealritedoor.com

ROCKFORD

5960 Falcon Road
Rockford, Illinois 61109
p. 866.892.7800
f. 815.227.1183
rfsales@sealritedoor.com

LANSING

4624 Creyts Road
Lansing, Michigan 48917
p. 866.608.9020
f. 517.322.9040
lssales@sealritedoor.com

BURNSVILLE

12301 Dupont Avenue South
Burnsville, Minnesota 55337
p. 888.982.2470
f. 952.890.2103
mnsales@sealritedoor.com

COLUMBUS

3210 Centerpoint Drive
Grove City, Ohio 43123
p. 800.652.1234
f. 800.883.2811
orders@palmerdonavin.com

CINCINNATI

2979 East Crescentville Road
West Chester, Ohio 45069
p. 800.652.1234
f. 800.526.4841
orders@palmerdonavin.com

DELPHOS

911 Spencerville Avenue SR 66
Delphos, Ohio 45833
p. 800.652.1234
f. 419.692.5029
orders@palmerdonavin.com

MASURY

1011 Sharon Bedford Road
Masury, Ohio 44438
p. 800.652.1234
f. 800.883.2811
orders@palmerdonavin.com



www.sealritedoor.com
www.palmerdonavin.com